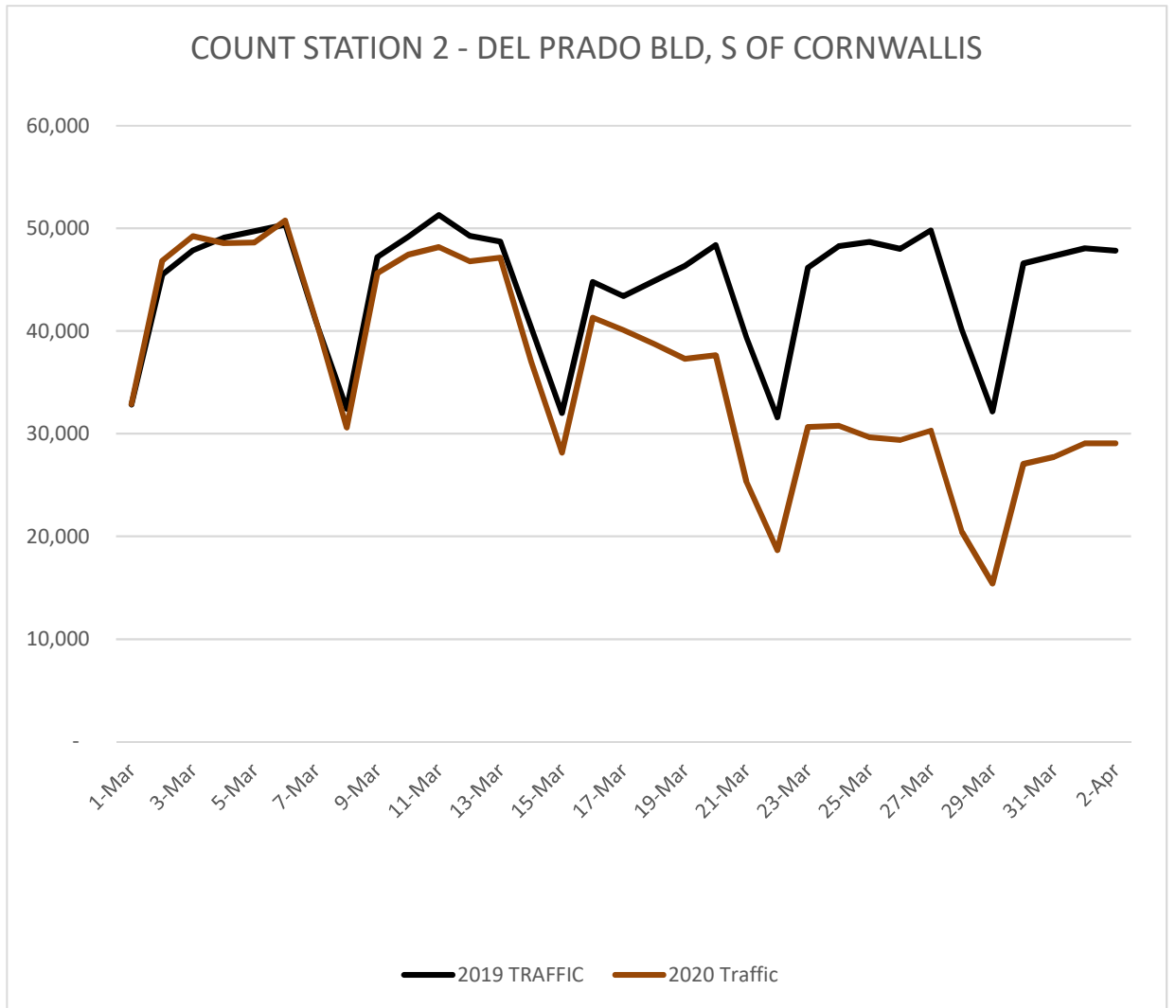


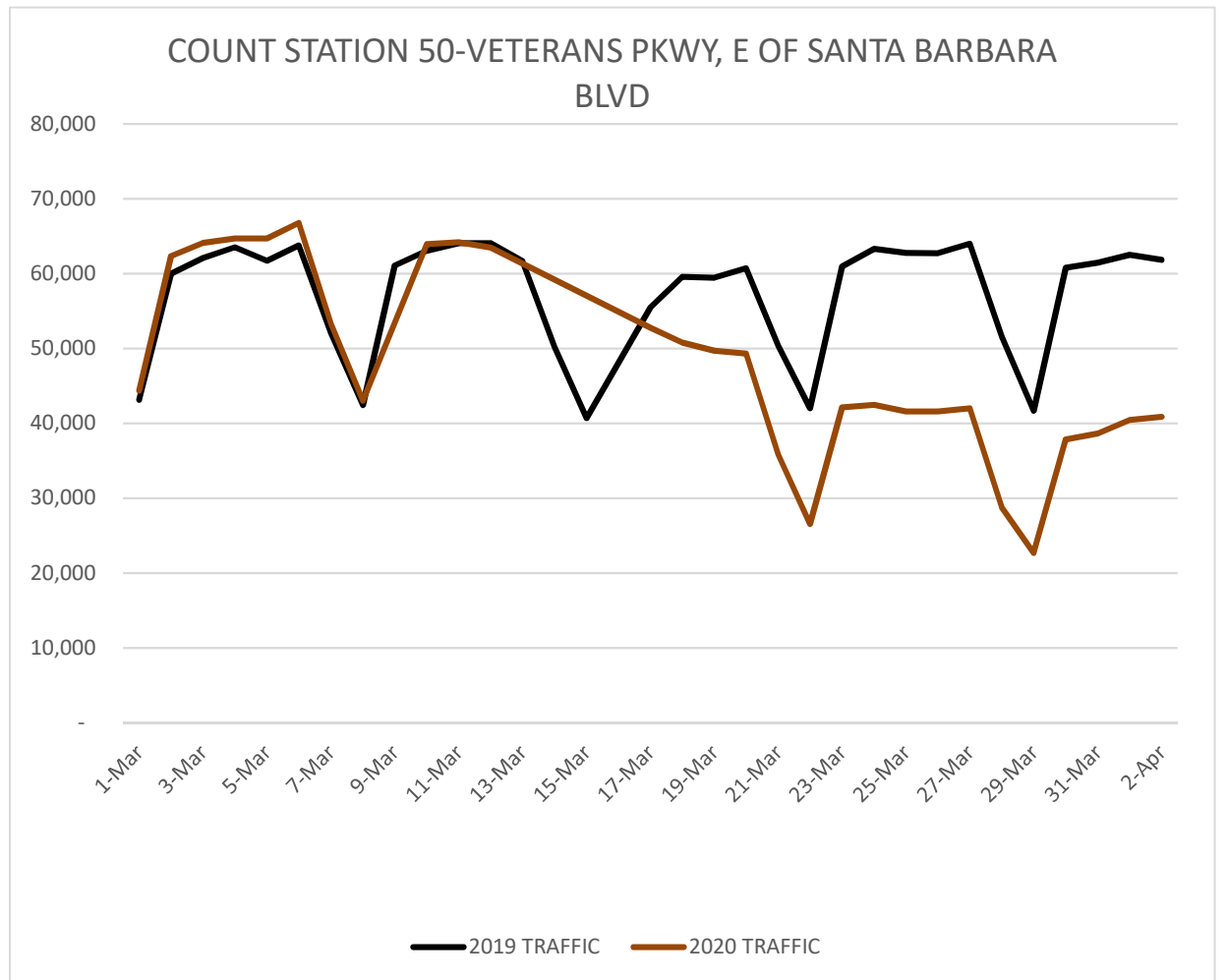
### COUNT STATION 2 - DEL PRADO BLVD, S. OF CORNWALLIS

2020 TRAFFIC			2019 TRAFFIC		% Change in 20 to 19 Daily Traffic
Day	Dated	Daily Total	Dated	Daily Total	
Sat	1-Feb	36,736	2-Feb	39,552	-7.1%
Sun	2-Feb	31,321	3-Feb	39,552	-20.8%
Mon	3-Feb	46,150	4-Feb		-
Tue	4-Feb	48,209	5-Feb	45,253	6.5%
Wed	5-Feb	48,556	6-Feb	47,878	1.4%
Thu	6-Feb	48,550	7-Feb	48,476	0.2%
Fri	7-Feb	50,053	8-Feb	50,133	-0.2%
Sat	8-Feb	42,475	9-Feb	49,456	-14.1%
Sun	9-Feb	32,536	10-Feb	42,670	-23.7%
Mon	10-Feb	46,464	11-Feb	32,189	44.3%
Tue	11-Feb	48,721	12-Feb	46,662	4.4%
Wed	12-Feb	49,265	13-Feb		-
Thu	13-Feb	50,244	14-Feb	48,263	4.1%
Fri	14-Feb	52,106	15-Feb	49,638	5.0%
Sat	15-Feb	40,996	16-Feb	49,015	-16.4%
Sun	16-Feb	32,269	17-Feb	40,832	-21.0%
Mon	17-Feb	43,862	18-Feb	31,950	37.3%
Tue	18-Feb	49,347	19-Feb	43,859	12.5%
Wed	19-Feb	46,430	20-Feb	48,341	-4.0%
Thu	20-Feb	48,606	21-Feb	47,687	1.9%
Fri	21-Feb	49,686	22-Feb	48,816	1.8%
Sat	22-Feb	39,860	23-Feb	50,479	-21.0%
Sun	23-Feb	32,985	24-Feb	40,443	-18.4%
Mon	24-Feb	46,753	25-Feb	32,967	41.8%
Tue	25-Feb	48,518	26-Feb	46,168	5.1%
Wed	26-Feb	48,629	27-Feb	47,047	3.4%
Thu	27-Feb	48,245	28-Feb	47,941	0.6%
Fri	28-Feb	51,139	1-Mar	50,479	1.3%
Sat	29-Feb	40,976	2-Mar	40,116	2.1%
Sun	1-Mar	32,900	3-Mar	32,838	0.2%
Mon	2-Mar	46,855	4-Mar	45,491	3.0%
Tue	3-Mar	49,235	5-Mar	47,871	2.8%
Wed	4-Mar	48,556	6-Mar	49,109	-1.1%
Thu	5-Mar	48,637	7-Mar		-
Fri	6-Mar	50,771	8-Mar	50,379	0.8%
Sat	7-Mar	41,077	9-Mar	40,961	0.3%
Sun	8-Mar	30,597	10-Mar	32,431	-5.7%
Mon	9-Mar	45,633	11-Mar	47,206	-3.3%
Tue	10-Mar	47,459	12-Mar	49,174	-3.5%
Wed	11-Mar	48,183	13-Mar	51,311	-6.1%
Thu	12-Mar	46,811	14-Mar	49,267	-5.0%
Fri	13-Mar	47,159	15-Mar	48,700	-3.2%
Sat	14-Mar	37,038	16-Mar		-
Sun	15-Mar	28,150	17-Mar	32,017	-12.1%
Mon	16-Mar	41,304	18-Mar	44,802	-7.8%
Tue	17-Mar	40,101	19-Mar	43,394	-7.6%
Wed	18-Mar	38,744	20-Mar		-
Thu	19-Mar	37,295	21-Mar	46,358	-19.6%
Fri	20-Mar	37,642	22-Mar	48,402	-22.2%
Sat	21-Mar	25,312	23-Mar	39,396	-35.7%
Sun	22-Mar	18,653	24-Mar	31,596	-41.0%
Mon	23-Mar	30,677	25-Mar	46,181	-33.6%
Tue	24-Mar	30,783	26-Mar	48,258	-36.2%
Wed	25-Mar	29,674	27-Mar	48,680	-39.0%
Thu	26-Mar	29,399	28-Mar	48,008	-38.8%
Fri	27-Mar	30,295	29-Mar	49,799	-39.2%
Sat	28-Mar	20,451	30-Mar	40,132	-49.0%
Sun	29-Mar	15,410	31-Mar	32,158	-52.1%
Mon	30-Mar	27,052	1-Apr	46,587	-42%
Tue	31-Mar	27,741	2-Apr		-
Wed	1-Apr	29,076	3-Apr	48,055	-39%
Thu	2-Apr	29,060	4-Apr	47,842	-39%



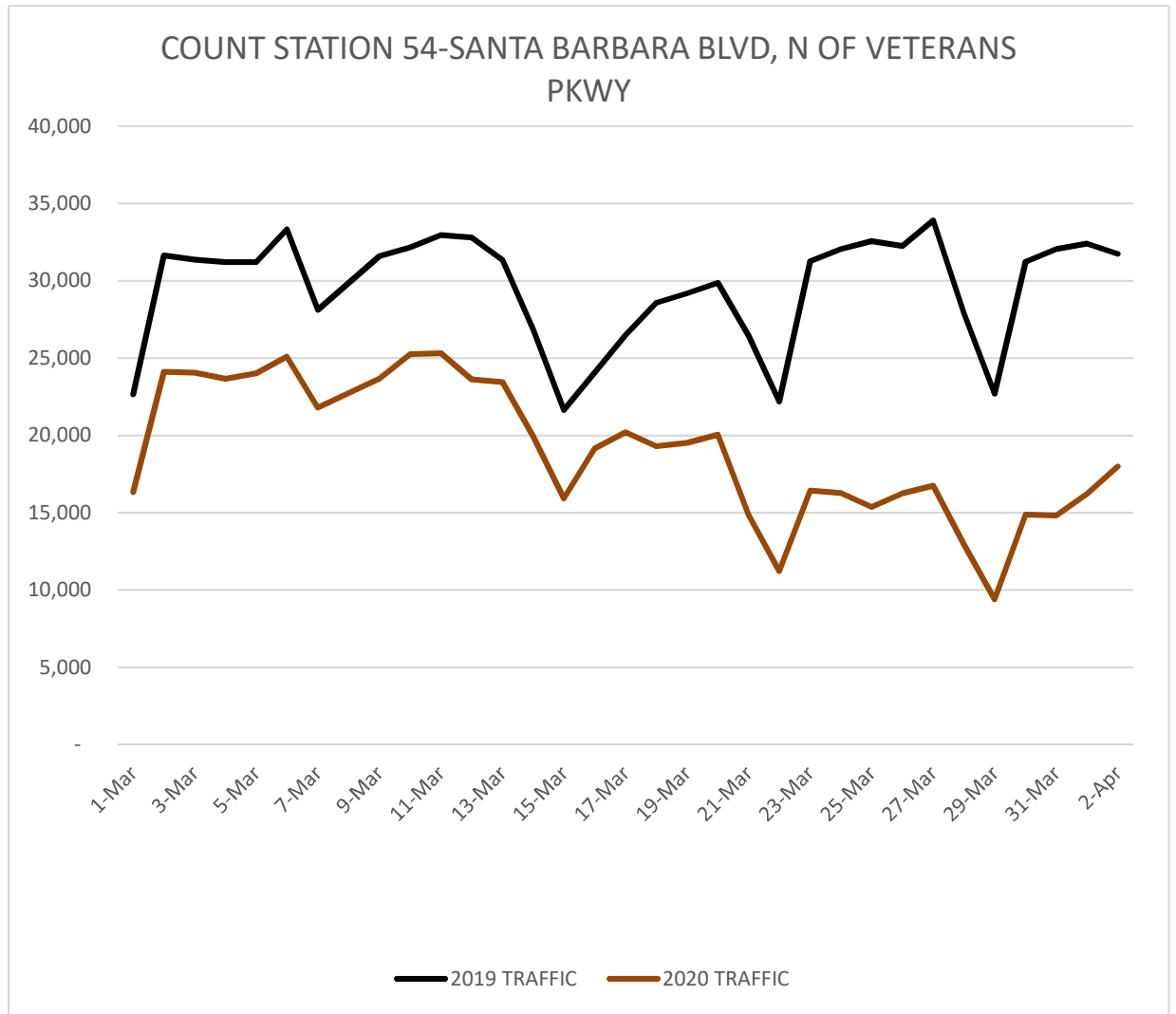
### COUNT STATION 50-VETERANS PKWY, E OF SANTA BARBARA BLVD

2020 TRAFFIC			2019 TRAFFIC		% Change in 20 to 19 Daily Traffic
Day	Dated	Daily Total	Dated	Daily Total	
Sat	1-Feb	49,180	2-Feb	51,064	-3.7%
Sun	2-Feb	43,019	3-Feb	41,882	2.7%
Mon	3-Feb	60,101	4-Feb	59,549	0.9%
Tue	4-Feb	63,115	5-Feb	60,877	3.7%
Wed	5-Feb	63,373	6-Feb	62,168	1.9%
Thu	6-Feb	63,430	7-Feb	62,461	1.6%
Fri	7-Feb	64,472	8-Feb	64,023	0.7%
Sat	8-Feb	53,110	9-Feb	51,617	2.9%
Sun	9-Feb	43,389	10-Feb	42,007	3.3%
Mon	10-Feb	60,862	11-Feb	60,897	-0.1%
Tue	11-Feb	62,941	12-Feb	62,320	1.0%
Wed	12-Feb	64,550	13-Feb	61,187	5.5%
Thu	13-Feb	65,249	14-Feb	63,863	2.2%
Fri	14-Feb	66,136	15-Feb	63,070	4.9%
Sat	15-Feb	53,240	16-Feb	51,762	2.9%
Sun	16-Feb	43,124	17-Feb	41,758	3.3%
Mon	17-Feb	58,186	18-Feb	56,379	3.2%
Tue	18-Feb	63,813	19-Feb	59,831	6.7%
Wed	19-Feb	63,553	20-Feb	62,318	2.0%
Thu	20-Feb	65,196	21-Feb	62,595	4.2%
Fri	21-Feb	66,153	22-Feb	63,388	4.4%
Sat	22-Feb	52,952	23-Feb	51,216	3.4%
Sun	23-Feb	44,089	24-Feb	42,055	4.8%
Mon	24-Feb	62,869	25-Feb	60,819	3.4%
Tue	25-Feb	64,463	26-Feb	61,601	4.6%
Wed	26-Feb	63,846	27-Feb	62,338	2.4%
Thu	27-Feb	65,803	28-Feb	62,333	5.6%
Fri	28-Feb	66,586	1-Mar	65,031	2.4%
Sat	29-Feb	54,859	2-Mar	52,290	4.9%
Sun	1-Mar	44,356	3-Mar	43,143	2.8%
Mon	2-Mar	62,336	4-Mar	60,003	3.9%
Tue	3-Mar	64,123	5-Mar	62,101	3.3%
Wed	4-Mar	64,687	6-Mar	63,533	1.8%
Thu	5-Mar	64,719	7-Mar	61,730	4.8%
Fri	6-Mar	66,783	8-Mar	63,797	4.7%
Sat	7-Mar	53,377	9-Mar	52,120	2.4%
Sun	8-Mar	43,007	10-Mar	42,434	1.4%
Mon	9-Mar		11-Mar	61,079	-
Tue	10-Mar	63,960	12-Mar	63,064	1.4%
Wed	11-Mar	64,188	13-Mar	64,067	0.2%
Thu	12-Mar	63,503	14-Mar	64,091	-0.9%
Fri	13-Mar		15-Mar	61,670	-
Sat	14-Mar		16-Mar	50,214	-
Sun	15-Mar		17-Mar	40,702	-
Mon	16-Mar		18-Mar		-
Tue	17-Mar	52,783	19-Mar	55,506	-4.9%
Wed	18-Mar	50,779	20-Mar	59,602	-14.8%
Thu	19-Mar	49,699	21-Mar	59,464	-16.4%
Fri	20-Mar	49,318	22-Mar	60,698	-18.7%
Sat	21-Mar	35,845	23-Mar	50,373	-28.8%
Sun	22-Mar	26,558	24-Mar	42,032	-36.8%
Mon	23-Mar	42,133	25-Mar	60,983	-30.9%
Tue	24-Mar	42,461	26-Mar	63,313	-32.9%
Wed	25-Mar	41,609	27-Mar	62,790	-33.7%
Thu	26-Mar	41,605	28-Mar	62,732	-33.7%
Fri	27-Mar	42,011	29-Mar	63,986	-34.3%
Sat	28-Mar	28,743	30-Mar	51,564	-44.3%
Sun	29-Mar	22,691	31-Mar	41,669	-45.5%
Mon	30-Mar	37,854	1-Apr	60,786	-37.7%
Tue	31-Mar	38,667	2-Apr	61,477	-37.1%
Wed	1-Apr	40,461	3-Apr	62,513	-35.3%
Thu	2-Apr	40,870	4-Apr	61,855	-33.9%



### COUNT STATION 54-SANTA BARBARA BLVD, N OF VETERANS PKWY

2020 TRAFFIC			2019 TRAFFIC		% Change in 20 to 19 Daily Traffic
Day	Dated	Daily Total	Dated	Daily Total	
Sat	1-Feb	18,533	2-Feb	27,129	-31.7%
Sun	2-Feb	17,059	3-Feb	21,397	-20.3%
Mon	3-Feb	23,494	4-Feb	29,989	-21.7%
Tue	4-Feb	22,119	5-Feb	31,010	-28.7%
Wed	5-Feb	23,583	6-Feb	30,544	-22.8%
Thu	6-Feb	22,329	7-Feb	30,639	-27.1%
Fri	7-Feb	24,040	8-Feb	32,309	-25.6%
Sat	8-Feb	20,445	9-Feb	26,653	-23.3%
Sun	9-Feb	16,376	10-Feb	21,843	-25.0%
Mon	10-Feb	21,231	11-Feb	29,793	-28.7%
Tue	11-Feb	23,241	12-Feb	30,600	-24.0%
Wed	12-Feb	23,403	13-Feb	30,207	-22.5%
Thu	13-Feb	24,516	14-Feb	32,135	-23.7%
Fri	14-Feb	25,806	15-Feb	32,457	-20.5%
Sat	15-Feb	19,510	16-Feb	25,954	-24.8%
Sun	16-Feb	16,190	17-Feb	21,184	-23.6%
Mon	17-Feb	20,791	18-Feb	26,810	-22.5%
Tue	18-Feb	23,394	19-Feb	30,047	-22.1%
Wed	19-Feb	32,601	20-Feb	31,592	3.2%
Thu	20-Feb	23,655	21-Feb	32,342	-26.9%
Fri	21-Feb	23,284	22-Feb	32,835	-29.1%
Sat	22-Feb	21,406	23-Feb	27,438	-22.0%
Sun	23-Feb	16,666	24-Feb	21,877	-23.8%
Mon	24-Feb	23,096	25-Feb	30,113	-23.3%
Tue	25-Feb	24,091	26-Feb	31,231	-22.9%
Wed	26-Feb	23,761	27-Feb	32,413	-26.7%
Thu	27-Feb	25,612	28-Feb	32,674	-21.6%
Fri	28-Feb	26,256	1-Mar	34,627	-24.2%
Sat	29-Feb	21,899	2-Mar	27,742	-21.1%
Sun	1-Mar	16,331	3-Mar	22,669	-28.0%
Mon	2-Mar	24,122	4-Mar	31,650	-23.8%
Tue	3-Mar	24,055	5-Mar	31,360	-23.3%
Wed	4-Mar	23,662	6-Mar	31,219	-24.2%
Thu	5-Mar	24,017	7-Mar	31,206	-23.0%
Fri	6-Mar	25,096	8-Mar	33,334	-24.7%
Sat	7-Mar	21,807	9-Mar	28,124	-22.5%
Sun	8-Mar		10-Mar		-
Mon	9-Mar	23,668	11-Mar	31,585	-25.1%
Tue	10-Mar	25,253	12-Mar	32,163	-21.5%
Wed	11-Mar	25,322	13-Mar	32,956	-23.2%
Thu	12-Mar	23,625	14-Mar	32,809	-28.0%
Fri	13-Mar	23,455	15-Mar	31,347	-25.2%
Sat	14-Mar	19,940	16-Mar	26,844	-25.7%
Sun	15-Mar	15,933	17-Mar	21,643	-26.4%
Mon	16-Mar	19,158	18-Mar		-
Tue	17-Mar	20,209	19-Mar	26,491	-23.7%
Wed	18-Mar	19,309	20-Mar	28,585	-32.5%
Thu	19-Mar	19,519	21-Mar	29,185	-33.1%
Fri	20-Mar	20,050	22-Mar	29,882	-32.9%
Sat	21-Mar	14,871	23-Mar	26,453	-43.8%
Sun	22-Mar	11,223	24-Mar	22,190	-49.4%
Mon	23-Mar	16,435	25-Mar	31,276	-47.5%
Tue	24-Mar	16,274	26-Mar	32,064	-49.2%
Wed	25-Mar	15,373	27-Mar	32,575	-52.8%
Thu	26-Mar	16,250	28-Mar	32,254	-49.6%
Fri	27-Mar	16,740	29-Mar	33,903	-50.6%
Sat	28-Mar	12,956	30-Mar	27,916	-53.6%
Sun	29-Mar	9,395	31-Mar	22,697	-58.6%
Mon	30-Mar	14,882	1-Apr	31,231	-52%
Tue	31-Mar	14,824	2-Apr	32,057	-54%
Wed	1-Apr	16,218	3-Apr	32,407	-50%
Thu	2-Apr	17,991	4-Apr	31,736	-43%



### COUNT STATION 55-SANTA BARBARA BLVD, S OF VETERANS PKWY

2020 TRAFFIC			2019 TRAFFIC		% Change in 20 to 19 Daily Traffic
Day	Dated	Daily Total	Dated	Daily Total	
Sat	1-Feb	24,750	2-Feb	25,711	-3.7%
Sun	2-Feb	21,415	3-Feb	21,217	0.9%
Mon	3-Feb	29,304	4-Feb	28,618	2.4%
Tue	4-Feb	30,519	5-Feb	29,993	1.8%
Wed	5-Feb	30,862	6-Feb	30,388	1.6%
Thu	6-Feb	30,164	7-Feb	30,688	-1.7%
Fri	7-Feb	31,258	8-Feb	31,567	-1.0%
Sat	8-Feb	26,221	9-Feb	26,272	-0.2%
Sun	9-Feb	21,502	10-Feb	21,429	0.3%
Mon	10-Feb	28,844	11-Feb	29,286	-1.5%
Tue	11-Feb	30,739	12-Feb	30,153	1.9%
Wed	12-Feb	31,796	13-Feb	29,329	8.4%
Thu	13-Feb	31,713	14-Feb	31,947	-0.7%
Fri	14-Feb	32,982	15-Feb	31,077	6.1%
Sat	15-Feb	25,532	16-Feb	25,276	1.0%
Sun	16-Feb	21,701	17-Feb	21,199	2.4%
Mon	17-Feb	27,488	18-Feb	26,759	2.7%
Tue	18-Feb	31,685	19-Feb	29,854	6.1%
Wed	19-Feb	31,940	20-Feb	31,865	0.2%
Thu	20-Feb	31,276	21-Feb	31,837	-1.8%
Fri	21-Feb	32,284	22-Feb	32,131	0.5%
Sat	22-Feb	27,192	23-Feb	28,814	-5.6%
Sun	23-Feb	22,361	24-Feb	21,963	1.8%
Mon	24-Feb	30,946	25-Feb	-	-
Tue	25-Feb	32,096	26-Feb	31,359	2.4%
Wed	26-Feb	31,015	27-Feb	32,261	-3.9%
Thu	27-Feb	32,211	28-Feb	32,339	-0.4%
Fri	28-Feb	32,303	1-Mar	33,815	-4.5%
Sat	29-Feb	27,835	2-Mar	28,322	-1.7%
Sun	1-Mar	22,250	3-Mar	22,485	-1.0%
Mon	2-Mar	31,377	4-Mar	30,551	2.7%
Tue	3-Mar	31,756	5-Mar	32,079	-1.0%
Wed	4-Mar	32,296	6-Mar	32,292	0.0%
Thu	5-Mar	31,793	7-Mar	31,665	0.4%
Fri	6-Mar	33,464	8-Mar	32,505	3.0%
Sat	7-Mar	27,234	9-Mar	28,467	-4.3%
Sun	8-Mar	21,034	10-Mar	22,686	-7.3%
Mon	9-Mar	30,447	11-Mar	-	-
Tue	10-Mar	31,877	12-Mar	32,015	-0.4%
Wed	11-Mar	31,533	13-Mar	33,004	-4.5%
Thu	12-Mar	31,495	14-Mar	32,397	-2.8%
Fri	13-Mar	29,637	15-Mar	30,864	-4.0%
Sat	14-Mar	24,418	16-Mar	26,252	-7.0%
Sun	15-Mar	20,005	17-Mar	21,645	-7.6%
Mon	16-Mar	26,211	18-Mar	28,361	-7.6%
Tue	17-Mar	25,787	19-Mar	26,600	-3.1%
Wed	18-Mar	24,763	20-Mar	29,348	-15.6%
Thu	19-Mar	24,408	21-Mar	29,335	-16.8%
Fri	20-Mar	24,762	22-Mar	29,776	-16.8%
Sat	21-Mar	18,769	23-Mar	26,139	-28.2%
Sun	22-Mar	14,599	24-Mar	22,071	-33.9%
Mon	23-Mar	-	25-Mar	30,321	-
Tue	24-Mar	20,167	26-Mar	31,503	-36.0%
Wed	25-Mar	19,879	27-Mar	32,035	-37.9%
Thu	26-Mar	19,576	28-Mar	31,108	-37.1%
Fri	27-Mar	20,318	29-Mar	32,210	-36.9%
Sat	28-Mar	15,567	30-Mar	27,726	-43.9%
Sun	29-Mar	12,299	31-Mar	22,334	-44.9%
Mon	30-Mar	-	1-Apr	30,265	-
Tue	31-Mar	18,801	2-Apr	31,362	-40.1%
Wed	1-Apr	19,756	3-Apr	31,128	-36.5%
Thu	2-Apr	20,033	4-Apr	31,607	-36.6%

