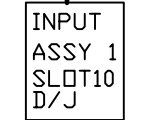
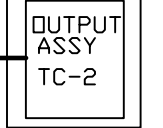
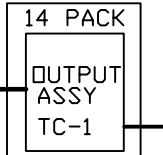
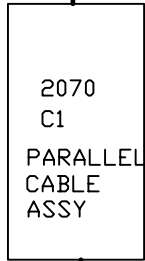
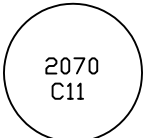


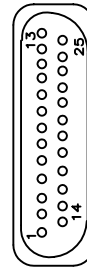
OUTPUT
PARALLEL
CABLE
ASSY



14 PACK OUTPUT ASSEMBLY
TEST CONNECTOR (TC1-6) TO C1 CONNECTOR
AND INPUT ASSEMBLY #1 SLOT 10

Pin	SIU PIN	C1/C11	SIGNAL	Pin	SIU PIN	C1/C11	SIU PIN
1	A2	C1-16	LS1 R	14	B8	C1-5	LS5 Y
2	B2	C1-17	LS1 Y	15	A9	C1-6	LS5 G
3	A3	C1-18	LS1 G	16	B9	C1-2	LS6 R
4	B3	C1-12	LS2 R	17	A10	C1-37	LS6 Y
5	A4	C1-13	LS2 Y	18	B10	C1-3	LS6 G
6	B4	C1-15	LS2 G	19	NA		
7	A5	C1-10	LS3 R	20	NA		
8	B5	C1-35	LS3 Y	21	C4	IF1-10D	ADVANCE
9	A6	C1-11	LS3 G	22	C5	IF1-10J	ADV EN
10	B6	C1-7	LS4 R	23	C6	C1-82	STOP TIME
11	A7	C1-8	LS4 Y	24	C7	C1-81	FL SENSE
12	B7	C1-9	LS4 G	25	A32	C1-104	DC Ground
13	AB	C1-4	LS5 R				

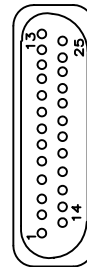
TEST
CONNECTOR
(Socket)



14 PACK OUTPUT ASSEMBLY
TEST CONNECTOR (TC7-14) TO C1 CONNECTOR

Pin	SIU PIN	C1/C11	SIGNAL	Pin	SIU PIN	C1/C11	SIU PIN
1	NC	KEY		14	A17	C1-21	LS11 R
2	A11	C1-32	LS7 R	15	B17	C1-22	LS11 Y
3	B11	C1-33	LS7 Y	16	A18	C1-23	LS11 G
4	A12	C1-34	LS7 G	17	B18	C1-19	LS12 R
5	B12	C1-29	LS8 R	18	A19	C1-38	LS12 Y
6	A13	C1-30	LS8 Y	19	B19	C1-20	LS12 G
7	B13	C1-31	LS8 G	20	A20	C11-6	LS13 R
8	A14	C1-27	LS9 R	21	B20	C11-7	LS13 Y
9	B14	C1-36	LS9 Y	22	A21	C11-8	LS13 G
10	A15	C1-28	LS9 G	23	B21	C11-3	LS14 R
11	B15	C1-24	LS10 R	24	A22	C11-4	LS14 Y
12	A16	C1-25	LS10 Y	25	B22	C11-5	LS14 G
13	B16	C1-26	LS10 G				

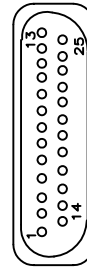
TEST
CONNECTOR
(Plug)



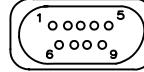
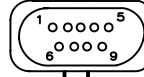
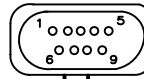
6 PACK OUTPUT ASSEMBLY
TEST CONNECTOR TO C1 CONNECTOR

Pin	SIU PIN	C1/C11	SIGNAL	Pin	SIU PIN	C1/C11	SIU PIN
1	A2	C1-97	LS1 R	14	B8	C1-86	LS5 Y
2	B2	C1-98	LS1 Y	15	A9	C1-87	LS5 G
3	A3	C1-99	LS1 G	16	B9	C1-83	LS6 R
4	B3	C1-94	LS2 R	17	A10	C1-100	LS6 Y
5	A4	C1-95	LS2 Y	18	B10	C1-84	LS6 G
6	B4	C1-96	LS2 G	19			
7	A5	C1-91	LS3 R	20			
8	B5	C1-101	LS3 Y	21	C4	C1-54	FL PWR
9	A6	C1-93	LS3 G	22	C5	C1-75	DOOR AJAR
10	B6	C1-88	LS4 R	23	C6	SPARE	SPARE
11	A7	C1-89	LS4 Y	24	C7	SPARE	SPARE
12	B7	C1-90	LS4 G	25	A32	C1-92	DC Ground
13	AB	C1-85	LS5 R				

TEST
CONNECTOR
(Socket)



PDA TO OUTPUT
ASSEMBLIES
CDC CABLE
ASSY



FROM PDA TO 14 AND
6 PACK OUTPUT ASSEMBLIES
CDC OPTICAL INTERFACE TO SIU

CDC PIN	PDA SIGNAL	CDC PIN	PDA SIGNAL
1	MCE	6	Flasher Power
2	IA	7	Door Ajar
3	STOP TIME		
4	FL SENSE		
5	COMMON		

6 PACK OUTPUT ASSEMBLY
CDC OPTICAL INTERFACE TO SIU
FROM THE RACK

CDC PIN	SIU PIN	PDA SIGNAL	SIU SIGNAL	SIU SIGNAL TO TC-1	SIU PIN
1	B25	FL PWR	OI-1	FL PWR	C4
2	A26	DOOR AJAR	OI-2	DOOR AJAR	C5
3	B26		OI-3		C6
4	A27		OI-4		C7
5	B27	COMMON	OI-C	DC Ground	A32

14 PACK OUTPUT ASSEMBLY
CDC OPTICAL INTERFACE TO SIU
FROM PDA

CDC PIN	SIU PIN	PDA SIGNAL	SIU SIGNAL	SIU SIGNAL TO TC-1	SIU PIN
1	B25	MCE	OI-1	MCE	C4
2	A26	IA	OI-2	IA	C5
3	B26	STOP TIME	OI-3	STOP TIME	C6
4	A27	FL SENSE	OI-4	FL SENSE	C7
5	B27	COMMON	OI-C	DC Ground	A32

TITLE:

LA CDC & C1/C11 PARALLEL
INTERFACE (OUTPUTS)

Rev Date 5-14-04

MAY 8, 2003

A-3-2