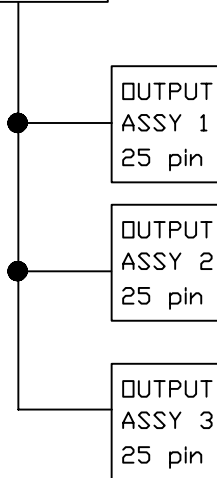
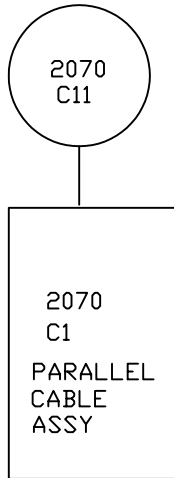
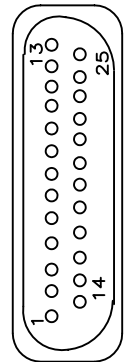


OUTPUT ASSEMBLY 1
TEST CONNECTOR TO C1 CONNECTOR



Pin	SIU PIN	C1/C11	SIGNAL	Pin	SIU PIN	C1/C11	SIU PIN
1	A2	C1-16	LS1 R	14	B8	C1-5	LS5 Y
2	B2	C1-17	LS1 Y	15	A9	C1-6	LS5 G
3	A3	C1-18	LS1 G	16	B9	C1-2	LS6 R
4	B3	C1-12	LS2 R	17	A10	C1-37	LS6 Y
5	A4	C1-13	LS2 Y	18	B10	C1-3	LS6 G
6	B4	C1-15	LS2 G	19	NA		
7	A5	C1-10	LS3 R	20	NA		
8	B5	C1-35	LS3 Y	21	C4	C11-27	MCE
9	A6	C1-11	LS3 G	22	C5	C11-28	IA
10	B6	C1-7	LS4 R	23	C6	C11-29	St/MonRelay
11	A7	C1-8	LS4 Y	24	C7	C11-30	L Flash
12	B7	C1-9	LS4 G	25	A32		DC Ground
13	A8	C1-4	LS5 R				

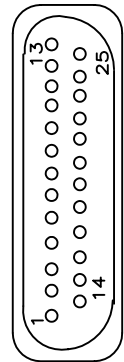
TEST CONNECTOR (Socket)



OUTPUT ASSEMBLY 2
TEST CONNECTOR TO C1 CONNECTOR

Pin	SIU PIN	C1/C11	SIGNAL	Pin	SIU PIN	C1/C11	SIU PIN
1	A2	C1-32	LS1 R	14	B8	C1-22	LS5 Y
2	B2	C1-33	LS1 Y	15	A9	C1-23	LS5 G
3	A3	C1-34	LS1 G	16	B9	C1-19	LS6 R
4	B3	C1-29	LS2 R	17	A10	C1-38	LS6 Y
5	A4	C1-30	LS2 Y	18	B10	C1-20	LS6 G
6	B4	C1-31	LS2 G	19	NA		
7	A5	C1-27	LS3 R	20	NA		
8	B5	C1-36	LS3 Y	21	NA		
9	A6	C1-28	LS3 G	22	NA		
10	B6	C1-24	LS4 R	23	NA		
11	A7	C1-25	LS4 Y	24	NA		
12	B7	C1-26	LS4 G	25	A32		DC Ground
13	A8	C1-21	LS5 R				

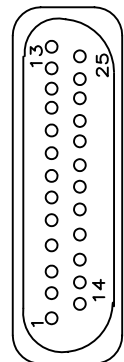
TEST CONNECTOR (Socket)



OUTPUT ASSEMBLY 3
TEST CONNECTOR TO C1 CONNECTOR

Pin	SIU PIN	C1/C11	SIGNAL	Pin	SIU PIN	C1/C11	SIU PIN
1	A2	C1-97	LS1 R	14	B8	C1-86	LS5 Y
2	B2	C1-98	LS1 Y	15	A9	C1-87	LS5 G
3	A3	C1-99	LS1 G	16	B9	C1-83	LS6 R
4	B3	C1-94	LS2 R	17	A10	C1-100	LS6 Y
5	A4	C1-95	LS2 Y	18	B10	C1-84	LS6 G
6	B4	C1-96	LS2 G	19	NA		
7	A5	C1-91	LS3 R	20	NA		
8	B5	C1-101	LS3 Y	21	NA		
9	A6	C1-93	LS3 G	22	NA		
10	B6	C1-88	LS4 R	23	NA		
11	A7	C1-89	LS4 Y	24	NA		
12	B7	C1-90	LS4 G	25	A32		DC Ground
13	A8	C1-85	LS5 R				

TEST CONNECTOR (Socket)



TITLE:	
C1/C11 PARALLEL INTERFACE (OUTPUTS)	
Rev Date 09-19-03	A-1-2
MAY 8, 2003	