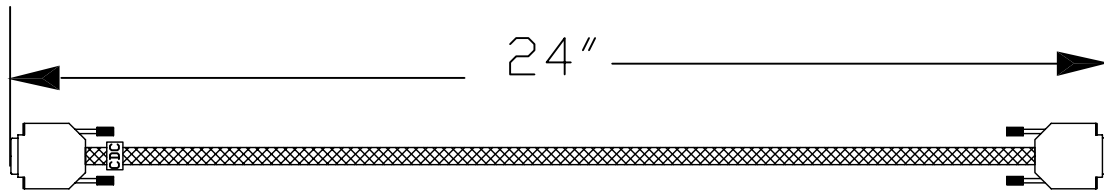


# CDC HARNESS



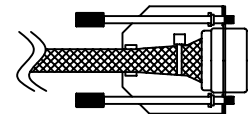
DB9P-1

DB9P-2

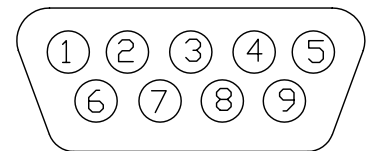
## CDC HARNESS WIRING

PIN	FUNCTION	PIN	FUNCTION
1	OPTO 1	6	NA
2	OPTO 2	7	NA
3	OPTO 3	8	S25 I/O-7
4	OPTO 4	9	B32 DC GROUND
5	OPTO COMMON		

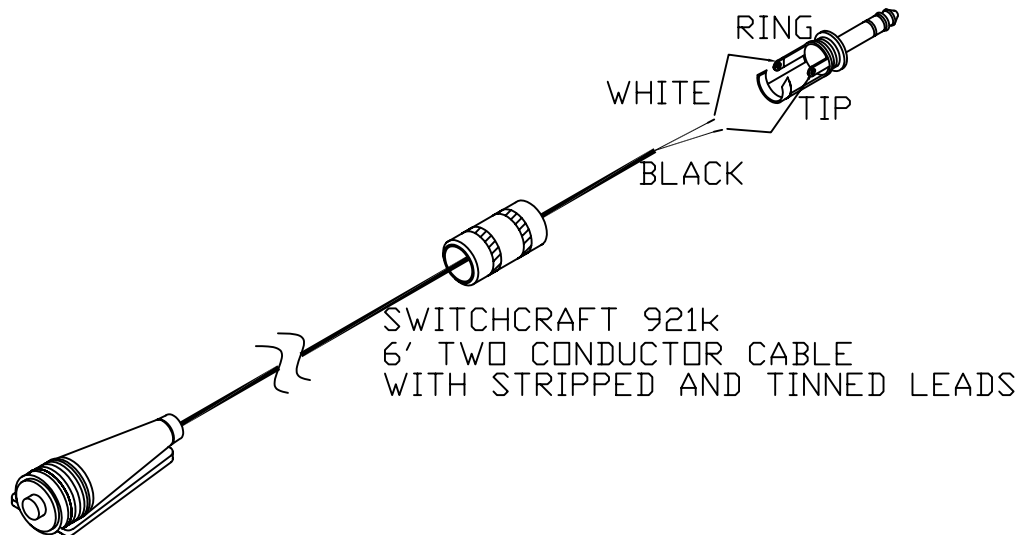
## CABLE HOOD



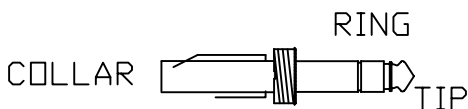
9 PIN PLUG  
FRONT VIEW



# MANUAL ADVANCE PUSH BUTTON CABLE



## PLUG DETAIL



WHITE WIRE- SOLDER TO RING  
BLACK WIRE SOLDER TO TIP

**TITLE:**  
CDC HARNESS/MANUAL ADVANCE  
PUSH BUTTON CABLE

REV DATE 10-14-03

MAY 8, 2003

6-5-32