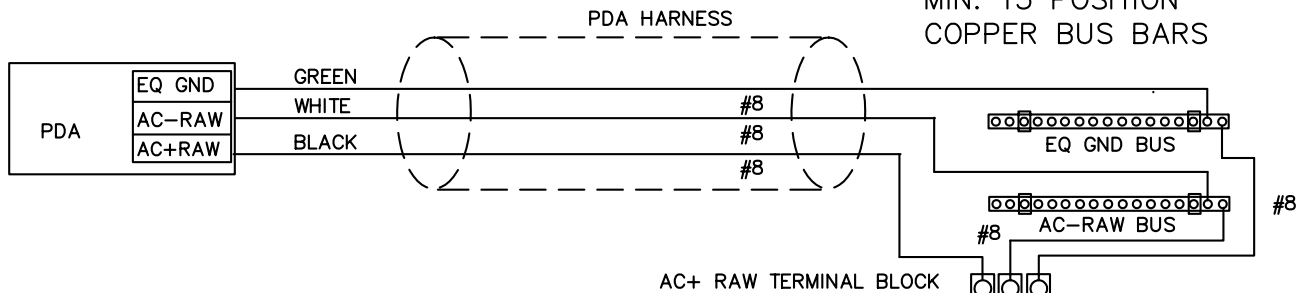
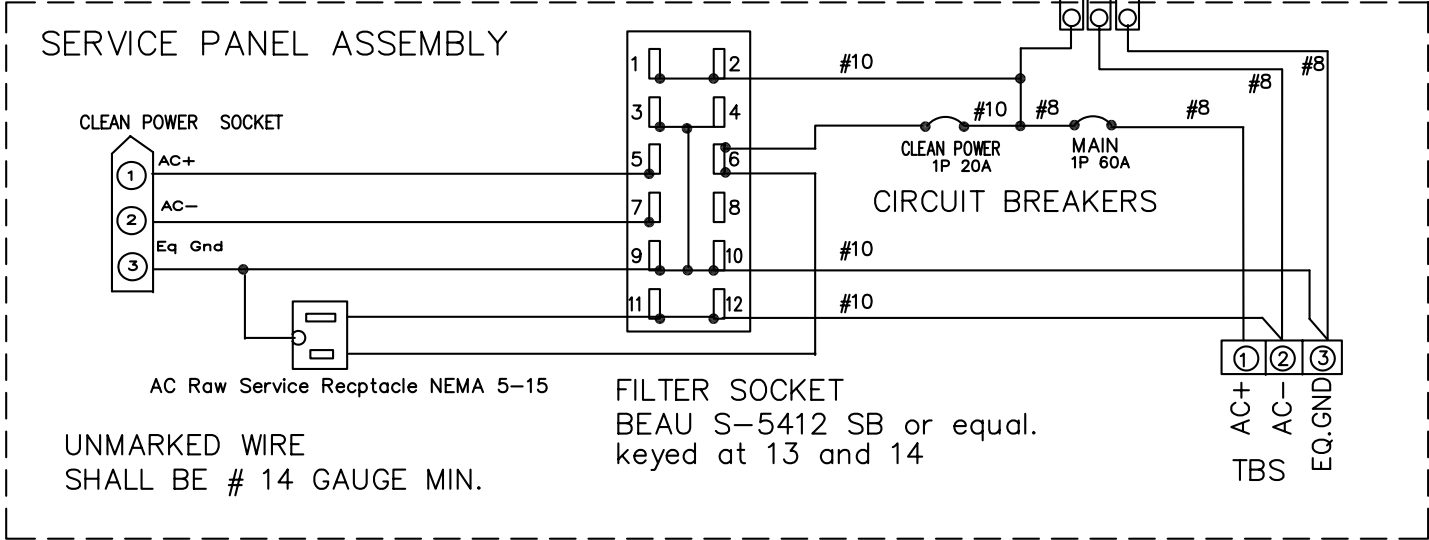


MIN. 15 POSITION
COPPER BUS BARS

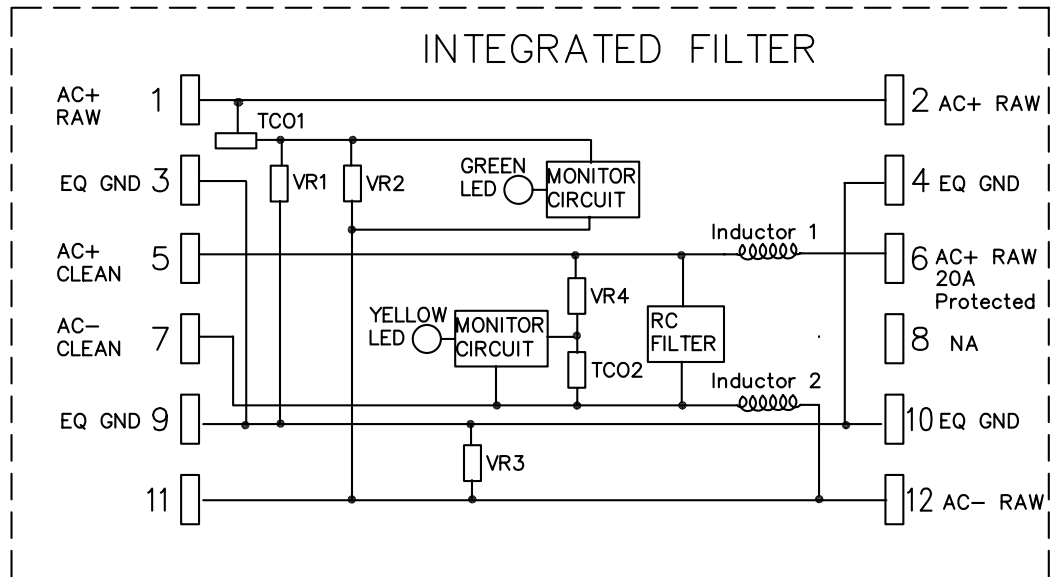


AC+ RAW TERMINAL BLOCK



NOTES:

- 1.VR1,2 and 4 are 100 joule Movistors rated with 200V clamping
2. VR3 is 135 joule rated Movistors with 250V clamping
3. TC/TF01 and 2 Thermal Cut Off/Fuse Protection for the Movistors
4. Inductor 1 and 2 rated 30 MicroHenries at 20A
5. RC filter system 10 DB at 10 KHZ, 50 DB at 100 KHZ and 90 DB at 1 Mhz.
6. GREEN LED Indicator ON= ok, OFF= error.
7. YELLOW LED ON= error, Off= ok



TITLE:	
SERVICE PANEL ASSEMBLY SCHEMATIC	
Rev Date 09-17-03	6-5-12
MAY 8, 2003	